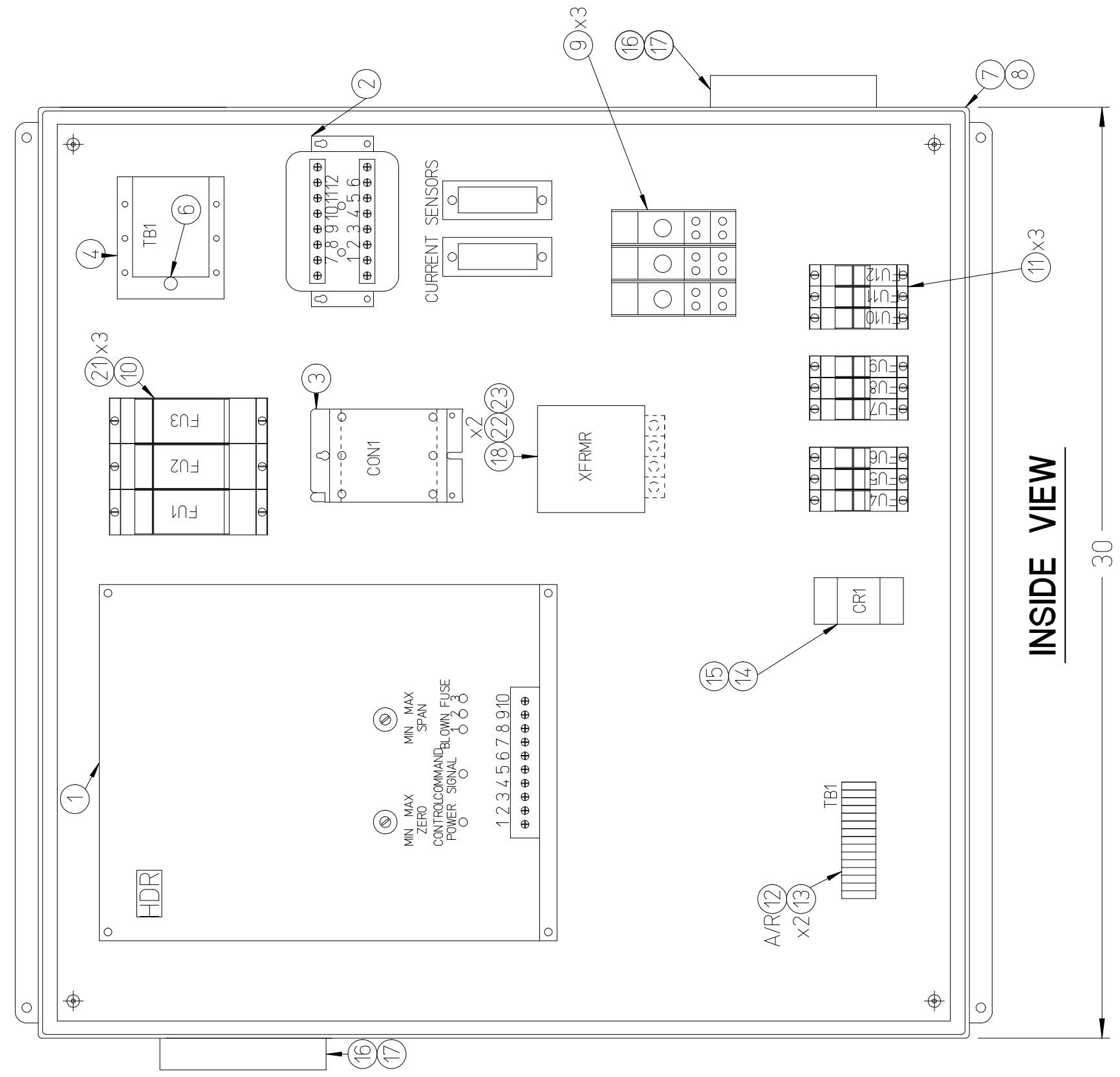
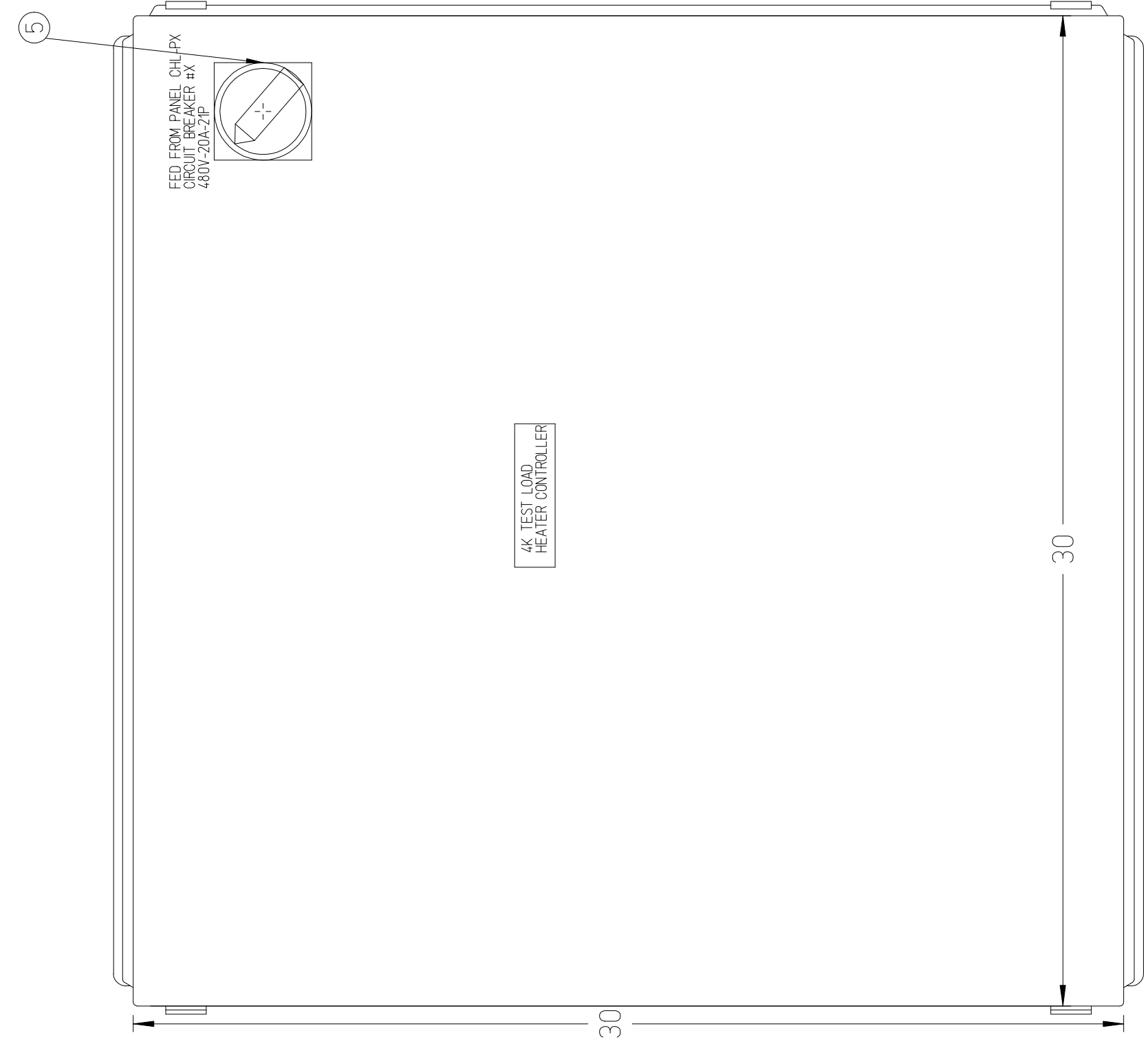



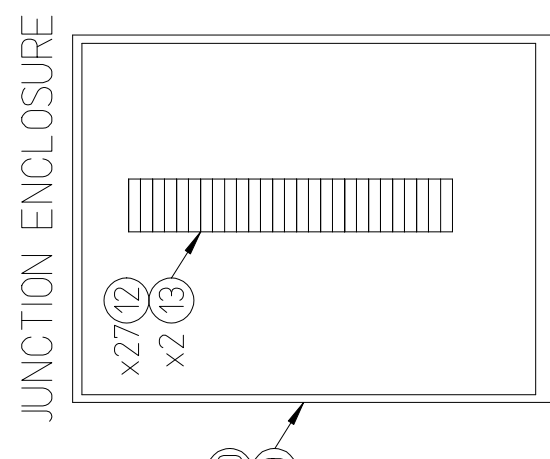


8 7 6 5 4 3 2 1

REVISION HISTORY			
ZONE / REV	DESCRIPTION	DATE	APPROVED
A	CORRECTED LAYOUT	2/27/2019	C SCANLON
RON 2/26/19			



QTY	REV	NO	IDENTIFYING NO.	DESCRIPTION	ORIENTATION	NOTES
1		1		HDR POWER SYSTEMS SHZF2-480-60-NC-01		THREE PHASE 480VAC, 60A SCR POWER CONTROLLER
1		2		CHOSEMITRONICS PCS-063EZY25		POWER TRANSUDICER WITH 2 EXTERNAL CURRENT SENSORS
1		3		CUTLER-HAMMER CN356N3AB		CONTACTOR, 3-POLE, 60A 120V COIL
1		4		ALLEN-BRADLEY 194R-NN030P3		NON-FUSED DISCONNECT SWITCH
1		5		ALLEN-BRADLEY 194R-HS1E		DISCONNECT SWITCH HANDLE
1		6		ALLEN-BRADLEY 194R-R1		DISCONNECT SWITCH SHAFT
1		7		HOFFMAN A-30301ZLP		ENCLOSURE, 30"X30"X12"
1		8		HOFFMAN A-30P30		ENCLOSURE PANEL, 30"X30"
3		9		SHAWMUT 691B1		1-1/4"-OUT TERMINAL
1		10		BUSS J60060-3C		FUSE HOLDER
3		11		BUSS CHCC3D		FUSE BLOCK, 3-POLE WITH KTK-R-25A FUSES
A/R		12		ALLEN-BRADLEY 1492-H1		TERMINALS, 50 PC/FT, 600V/30A WHT
6		13		ALLEN-BRADLEY 1492-N36		END BARRIER
1		14		AB OR EQ		RELAY SOCKET, DPDT OR EQUIVALENT
2		16		HOFFMAN A-VK64		LOUWER
2		17		HOFFMAN A-FL164		FILTER
2		18		SQUARE D 90701F100D1		CONTROL TRANSFORMER, 480/120VAC 100 VA, W/FUSEBLOCK OR EQ
1		19		HOFFMAN A1008CHAL		ENCLOSURE, 10"L x 8"W x 4"D, AL MOUNTED OVER FEEDTHROUGHS
1		20		HOFFMAN A-10P08AL		ENCLOSURE PANEL, 10" x 8", AL
3		21		BUSS JKS-60		FUSE, 60A FAST BLOW
2		22		BUSS KTK-R-1/4		FUSE, 1/4" A FAST BLOW
2		23		BUSS KTK-R-1		FUSE, 1 A FAST BLOW
1		24		AUSTIN AB-444GSB		4" x 4" x 4" ENCLOSURE, GASKETED

DOCUMENT CONTROL STAMP

UNLESS OTHERWISE NOTED, SURFACES TO BE DEBURR & BREAK ALL SHARP EDGES

DO NOT SCALE DRAWING

FINISH REQUIREMENTS: SURFACES TO BE DEBURR & BREAK ALL SHARP EDGES

THIRD ANGLE PROJECTION

CHECKED: S RADUWIC

DRAWN: R NORTON

DATE: 6JUL11

APPROVALS

TRACKING NO. N/A

US Department of Energy Office of Science

Jefferson Lab  
Thomas Jefferson National Accelerator Facility

Operated by Jefferson Science Associates, LLC

CHL2 SYSTEM

MCB 4K CIRCUIT TEST HEATER HEATER CONTROLLER DETAILS & SCHEMATIC

SIZE DWG. NO. 71200-D-2926

SCALE N/A

DESIGN ASSY NO. N/A

SHEET 1 OF 2

REV A

8

7

6

5

4

3

2

1

D

C

B

A

Me10

